

2. THE GIVING TREES



★ START HERE:

Living Trees (5 points)


1: Breathe In, Breathe Out. These trees are helping you breathe. These trees, like all green plants, take carbon dioxide out of the air and release oxygen. Trees use our carbon to make wood which then we turn into paper.

• **Recycling** one tonne of paper **saves as many as 19 trees.**

2: Estimate how many people do you think could receive Oxygen from nineteen trees?

#of people

3: Measuring Oxygen:



Measuring Trees (70 points)

Measure the circumference of 19 trees

Record in each circle

E.g. 40 cm

<input type="text"/>	<input type="text"/>	<input type="text"/>	<input type="text"/>	<input type="text"/>
<input type="text"/>	<input type="text"/>	<input type="text"/>	<input type="text"/>	<input type="text"/>
<input type="text"/>	<input type="text"/>	<input type="text"/>	<input type="text"/>	<input type="text"/>
<input type="text"/>	<input type="text"/>	<input type="text"/>	<input type="text"/>	<input type="text"/>



Circumference :
Measuring around an object

How Much Oxygen? (25 points)

Number of trees smaller than 10 cm in circumference

X 1= _____ person

Number of trees between 11 and 25 cm.

X2= _____ people

Number of trees between 26 and 40 cm

X 4= _____ people

Number of trees between 41 and 60 cm

X 6= _____ people

Number of trees between 61 and larger

X8= _____ people

Calculate Total Number of People Receiving Oxygen from these 19 Trees.

Make a Connection (25 points)

If someone asked why should I recycle paper, what would you say based on your data above?

Points: 125

1. LOSING GROUND

★ **START HERE:**

Native Species (5 points)

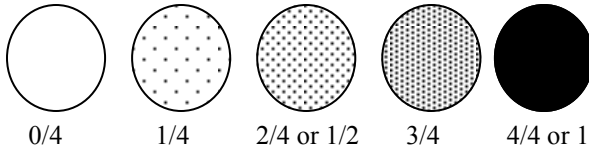
- Not all plants are supposed to be here. Some are recent to the area and can affect food sources and space requirements for native plants and animals. They are hard to remove and often have no natural predators to keep their population levels in balance .
- Estimate the percentage of the area that has been over taken by the invasive plant.




% Of area covered

Measuring surface coverage (70 points)

- Randomly place hoop in the study area.
- Measure the fraction of coverage for each hoop in each circle.
- Move your hoop 20 times for the study.



Now average the fractions to create a total for the area.
Compare with others from your class.



How Much Takeover? (25 points)

Number of hoops with no invasive plants

X 1 = ____ hoops

Number of hoops with 3/4 invasive plants

X 7 = ____ hoops

Number of number of hoops with 1/4 invasive plants

X 2 = ____ hoops

Number of hoops with 4/4 invasive plants

X 10 = ____ hoops

Number of number of hoops with 1/2 invasive plants

X 5 = ____ hoops

Calculate the invasive rate for this area of invasive species from these 20 study sites

= / 200 [max.] or % of area invaded

Make a Connection (25 points)

The higher the invasive rate you find -the harder it will be to get your area back to a natural state.
Why should I care ? What can I tell them and how could I try to get rid of the invasive plants or not get them here to begin with?